


This material was created by DNE Pharma and was reviewed by Accord Healthcare Ltd.
This material is intended for patients prescribed Naloxone 1.26 mg nasal spray.

How to use **Naloxone 1.26 mg nasal spray** in the event of an opioid overdose

Active ingredient: naloxone



What Naloxone 1.26 mg nasal spray is and what it is used for

Naloxone 1.26 mg nasal spray is used to reverse the effect of known or suspected opioid overdose in adults (e.g. morphine, heroin, methadone, fentanyl, oxycodone or buprenorphine), especially in persons at risk of overdose symptoms.

Naloxone 1.26 mg nasal spray is a nasal spray used for the emergency treatment of opioid overdose or possible opioid overdose in adults. Signs of overdose include:

- no response to touch or sound
- slow and uneven breathing or no breathing
- snoring, gasping or gulping
- blue or purple fingernails or lips

If you are at risk of an opioid overdose you should always carry your Naloxone 1.26 mg nasal spray with you.

Naloxone 1.26 mg nasal spray works for a short time only to reverse the effects of opioids while you wait for emergency medical attention. It is not a substitute for emergency medical care.

Always tell your friends and family that you carry Naloxone 1.26 mg nasal spray with you.

Warnings and precautions

This medicine is used for emergency treatment in situations of acute opioid overdose and must be given by someone other than yourself.

Naloxone 1.26 mg nasal spray is to be given immediately and should not replace standard emergency medical care.

Call for emergency medical help right away, even if the person wakes up. CALL 999.

One nasal spray of Naloxone 1.26 mg nasal spray contains only one dose of naloxone.

It is important that the nasal spray is not primed or tested prior to use, as this will empty the nasal spray and you will not receive the medicine you need. Use a second Naloxone 1.26 mg nasal spray, if additional doses are required. Additional doses can be given after 2 to 3 minutes after the initial dose(s).

Instructions for Use

1

Check for symptoms and response:

- You can shout their name
 - Gently shake their shoulders
 - Talk loudly into their ears
 - Rub their breastbone (sternum)
 - Pinch their ear or the bed of their fingernail.
 - Check airways and breathing.
- Clear the mouth and nose of any blockages.
- For 10 seconds check for breathing – is the chest moving?
- Can you hear breathing sounds?
- Can you feel breath on the cheek?


Check for signs of overdose:

- No response to touch or sounds
- Slow and uneven breathing or no breathing
- Snoring, gasping or gulping
- Blue or purple fingernails or lips.

If an overdose is suspected Naloxone 1.26 mg nasal spray should be given.

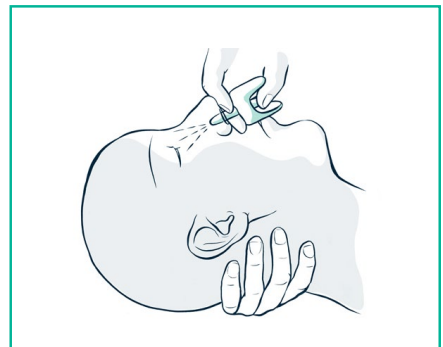
2

Call emergency medical services.
CALL emergency service number 999.



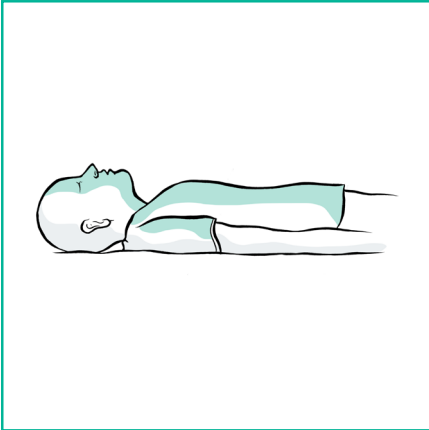
5

Support the back of the neck to allow the head to tilt back. Insert the spray nozzle into one nostril. Press firmly on the plunger until it clicks to give the dose, then remove the nasal spray from the nostril.



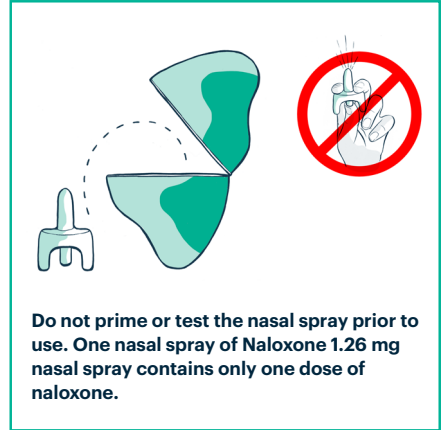
3

Place the patient on his/her back. Ensure airways are clear. It is recommended to inspect and clear the nasal airway before giving the nasal spray.



4

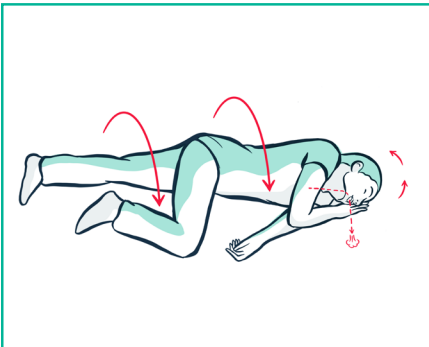
Open the inner packaging by first removing the rubber band, then pressing at the centre of both flat sides of the plastic pebble to open.



Do not prime or test the nasal spray prior to use. One nasal spray of Naloxone 1.26 mg nasal spray contains only one dose of naloxone.

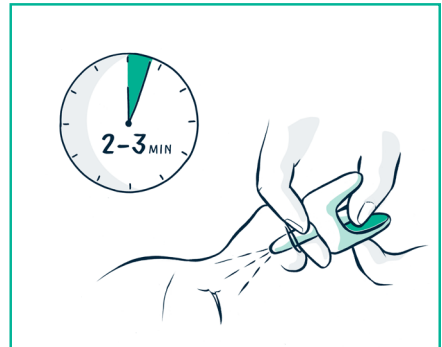
6

Place the patient into recovery position. Stay with the patient until the emergency services arrive. Watch for an improvement in the patient's breathing level, alertness and response to noise and touch.



7

If there is no improvement, a second dose should be given after 2-3 minutes in the other nostril.



Remember

- Time is important, do not hesitate to provide first aid and use Naloxone 1.26 mg nasal spray
- Always start by clearing airways and call the emergency medical services

Reporting of side effects.

If you get any side effects, talk to your doctor, pharmacist or nurse. This includes any possible side effects not listed in the package leaflet. You can also report side effects directly via the Yellow Card Scheme at www.mhra.gov.uk/yellowcard.

For more information visit
naloxone.uk
or scan the QR-code

